

जितेंद्र एस. करपे,
Jitendra S. Karape, IA&AS



महानिदेशक लेखापरीक्षा (केंद्रीय)
सैफाबाद, हैदराबाद - ५०० ००४
Director General of Audit (Central)
Saifabad, Hyderabad - 500 004.

DGA(C)/CEA/Unit-V/IIT-TPT/SAR2018-19/2019-20/14

date: 07-10-2020

Dear Prof Satyanarayana,

Audit of Annual Accounts of Indian Institute of Technology (IIT), Tirupati for the year 2018-19, was conducted during November/December, 2019. Significant comments on accounts are included in the Separate Audit Report issued separately to the Government of India, Ministry of Human Resource Development, New Delhi and a copy marked to you. Some of the observations, which were not included in the Separate Audit Report, meriting the attention of the Management are detailed below to enable your Office to take necessary corrective action

1. Revenue expenditure of Rs.7,977 on coolant water was misclassified as capital expenditure by erroneous debit to renovations account in Schedule 4 resulting in understatement of revenue expenditure and overstatement of renovations to this extent.
2. The difference of Rs.186.25 between closing balance of cash book (2017-18) and opening balance of 2018-19 needs to be reconciled.
3. An amount of Rs.60,030 paid towards Children Education Allowance pertaining to 2017-18 were incorrectly booked as expenditure of 2018-19 and debited to the Income and Expenditure account of 2018-19 without classifying it as Prior Period Expenditure.
4. Fixed assets:-
 - (a) This does not include fixed assets of Rs. 20,54,307 (vide annexure-I) which were incorrectly classified as renovations instead of Capital Expenditure. This resulted in understatement of fixed assets (Schedule 4) and Capital fund (Schedule 1) by Rs. 18,99,604. Consequently depreciation was also understated by Rs. 1,54,703.
 - (b) This does not include fixed assets of Rs. 22,91,029 (vide annexure-II) which were incorrectly classified under revenue expenditure instead of Capital expenditure. This resulted in understatement of fixed assets by Rs. 22,91,029. Consequently deficit was overstated by Rs. 22,91,029 leading to understatement of Capital Fund by Rs. 22.91 lakh. Consequently depreciation was also understated by Rs. 1,84,703.

5. Purchase of Computer hardware of Rs. 8,89,191 was misclassified as computer software resulting in excess depreciation of Rs. 1,77,838 due to incorrect adoption of depreciation rate of 40 percent applicable to computer software instead of 20 per cent applicable to computer hardware.

With Best Regards,

Yours sincerely,



Prof. K.N. Satyanarayana
Director,
Indian Institute of Technology,
Tirupati

To: Registrar for W.A.



Annexure I (Fixed Assets incorrectly classified as RENOVATIONS)

S.No	Item	Vr. No.	Amount
1	Kent ultra UV purifier	822	18750
2	Fountain bottle filling	816	1493438
3	Little star water pump controller	933	17700
4	Water dispensers	973	17600
5	Water dispensers	1110	17600
6	Kent UV purifier	1300	7750
7	Blue star purifier	1370	267750
8	Water chiller	1732	139125
9	Kent RO membranes	1973	8750
10	HPN 1hp with 24 litre tank	2168	65844
Total			2054307

Annexure II (Fixed Assets incorrectly classified as Revenue Expenditure)

S.No.	Vr. No.	Asset purchased	Value	Rate of depreciation	Depreciation to be levied
1	1903	Speakers	286362	7.5	21477
2	2519	Books	132191	10	13219
3	2520	Books	10436	10	1044
4	2376	Lab equipment	1862040	8	148963
					184703



महानिदेशक लेखापरीक्षा (केंद्रीय) का कार्यालय
सैफाबाद, हैदराबाद - 500 004.

OFFICE OF THE
DIRECTOR GENERAL OF AUDIT (CENTRAL)
SAIFABAD, HYDERABAD - 500 004.

No.DGA(C)/CEA/Unit V/IIT, Tirupati/SAR.2018-19/ 2019-20/13 Date:07.10.2020

सेवा में
सचिव,
भारत सरकार, मानव संसाधन विकास मंत्रालय,
उच्च शिक्षा विभाग, 'सी' विंग, शास्त्री भवन, डॉ. राजेन्द्र प्रसाद रोड
नई दिल्ली -110 001
महोदय,

विषय: Indian Institute of Technology, Tirupati, (IIT,TPT), के वर्ष 2018-19 के लेखों पर पृथक
लेखापरीक्षा प्रतिवेदन

Separate Audit Report (SAR) on the accounts of Indian Institute of Technology, Tirupati,
for the year 2018-19, Annexure to SAR and one copy of the Annual Accounts of the
Institute for the year 2018-19, are forwarded herewith for placing before the Parliament.

The dates of presentation of Separate Audit Report in both the Houses of Parliament may
please be intimated.

Receipt of this letter along with the enclosures may kindly be acknowledged.

भवदीय,

Sd/-

Director General of Audit (Central)

Endt. No.DGA(C)/CEA/Unit V/IIT, Tirupati/SAR.2017-18/ 2018-19 Date: 07.10.2020

✓ Copy to: The Director, Indian Institute of Technology, Tirupati , Renigunta Road,
Tirupati – 517 506, along with one copy of Annual Accounts for the year 2018-19 (English
version) , with a request to furnish Hindi version of the approved Annual Accounts 2018-
19 (2 sets), to this Office.

संल:यथोपरि

Deputy Director/CEA

**Separate Audit Report on the Accounts of Indian Institute of Technology,
Tirupati for the year ended 31 March 2019.**

We have audited the attached Balance Sheet of Indian Institute of Technology, Tirupati, for the year ended 31 March 2019, the Income & Expenditure Account and Receipts & Payments Account for the year ended on that date under Section 19(2) of the Comptroller & Auditor General's (Duties, Powers & Conditions of Service) Act, 1971. These financial statements are the responsibility of the Institute's management. Our responsibility is to express an opinion on these financial statements based on our audit.

2. This Separate Audit Report contains the comments of the Comptroller & Auditor General of India (CAG) on the accounting treatment only with regard to classification, conformity with the best accounting practices, accounting standards and disclosure norms, etc. Audit observations on financial transactions with regard to compliance with the Law, Rules & Regulations (Propriety and Regularity) and efficiency-cum-performance aspects, etc., if any, are reported through Inspection Reports/CAG's Audit Reports separately.

3. We have conducted our audit in accordance with auditing standards generally accepted in India. These standards require that we plan and perform the audit to obtain reasonable assurance about whether the financial statements are free from material misstatements. An audit includes examining, on a test basis, evidences supporting the amounts and disclosure in the financial statements. An audit also includes assessing the accounting principles used and significant estimates made by management, as well as evaluating the overall presentation of financial statements. We believe that our audit provides a reasonable basis for our opinion.

4. Based on our audit, we report that:

- i. We have obtained all the information and explanations which to the best of our knowledge and belief, were necessary for the purpose of our audit;
- ii. The Balance Sheet, Income & Expenditure Account and Receipts & Payments account dealt with by this report have been drawn up in the format of accounts approved by Government of India, Revised Format of Accounts, prescribed by Ministry of Human Resource Development, applicable for Autonomous Bodies(ABs)

and Central Higher Educational Institutions (CHEIs) under its Administrative control.

iii. In our opinion, proper books of accounts and other relevant records have been maintained as required, in so far as it appears from our examination of such books.

iv. We further report that:

Comments on Accounts

A. Balance Sheet

A.1 Liabilities

A.1.1 Earmarked Fund Rs. 118.95 crore (Schedule 2)

HEFA¹ had sanctioned (July 2018) a term loan of Rs. 275 crore for construction of permanent campus of the Institute, against which disbursement of Rs. 119.86 crore was made for payment in r/o capital expenditure on behalf of the institute till 31.03.2019. MHRD format prescribes that in case an outside agency gives loan to the Institute, it should be shown under a new head 'Secured Loan'. However, Institute has wrongly depicted the capital expenditure from HEFA Loan at Rs.118.95 crore in the Earmarked Fund instead of Rs. 119.86 crore. The balance amount of Rs. 91.28 lakh which was incurred on capital expenditure/purchase of assets was neither shown in Earmarked Fund (Schedule 2) nor under Fixed assets (Schedule 4). Hence, capital expenditure out of HEFA loan amounting to Rs. 119.86 crore was wrongly depicted at lesser amount than actual in the 'Earmarked Fund' instead of creating a new head under the liabilities as 'Secured Loans' amounting to Rs. 119.86 crore. This resulted into overstatement of 'Earmarked fund' by Rs. 118.95 crore, understatement of Fixed Assets by Rs. 91.28 lakh and understatement of 'Secured Loans' by Rs. 119.86 crore.

A.1.1.2 Opening balance of sponsored projects (Schedule 2A) was depicted as Rs. 47,96,443 instead of Rs. 52,20,477 though commented in previous year's Separate Audit Report of 2017-18. Also, the schedule did not take into account grants of Rs. 2,99,38,198 received from sponsored projects, capital expenditure amounting to Rs. 1,27,15,533, revenue expenditure amounting to Rs. 1,16,71,292 and overheads valuing Rs.13,44,829. Further, an amount of Rs.1,65,229 directly credited in the bank

¹ Higher Education Financing Agency

account was not taken into Sponsored Project accounts even though it pertained to 2018-19. Hence, closing balance was also wrongly depicted same as opening balance i.e. Rs. 47,96,443 instead of Rs. 95,92,250 after taking into account above adjustments.

This resulted in understatement of Sponsored Projects and the corresponding Investments by Rs.47,95,807 (Rs. 95,92,250 – Rs. 47,96,443)

A.1.1.3 According to para 9.2 of Significant Accounting Policies (Schedule 23), government grants and grants from UGC to the extent utilized towards capital expenditure (on accrual basis) are transferred to Capital Fund. Contrary to this, the Institute transferred total grants of Rs. 74.50 crore received from MHRD instead of grants valuing Rs. 23.92 crore utilized for capital expenditure. This resulted in overstatement of capital Fund and understatement of current liabilities by Rs. 50.58 crore

A.1.2 Current Liabilities and Provisions

A1.2.1 Sponsored Projects:

This does not include outstanding interest of Rs. 1,32,73,902 on the HEFA loan component to the end of March 2019. This resulted in understatement of current liability and expenditure/deficit of Rs. 1,32,73,902.

B. General

1. Grants of sponsored projects Rs. 95.92 Lakh were kept in zero interest current account in violation of terms and conditions of sponsored projects which are to be kept under interest earning bank accounts.
2. Overheads of Rs. 13,44,829 on sponsored projects though calculated by the Institute were neither approved and not shown in the accounts.
3. Staff payments and benefits (Establishment expenses) Schedule 15 needs to be reconciled with Receipt and Payment Account.
4. Stale cheques of Rs. 3,07,299 were not reversed.
5. Unutilized grants need to be depicted under 'Unutilized Grants' from UGC, Government of India and State Government (Schedule 3) and included under 'Current Liabilities and Provisions' (Schedule 3) as required under MHRD format of Accounts.

6. Physical verification of furniture, fixtures and fittings and inventory was not conducted for the year 2018-19.
7. There is no Internal Audit Wing and internal audit for the year 2018-19 was not conducted.
8. Schedule 3C – Unutilized grants, Schedule 5 – Investments from earmarked funds, Schedule 6 – Investment –others and Schedule 10 – Grants / Subsidies (Irrecoverable grants received) have not been maintained as stipulated by MHRD format.
9. Separate accounts for NPS and GPF accounts were not maintained.
10. Staff payments and benefits (Establishment expenses) were not classified separately for teaching and non-teaching staff.
11. Term deposits with schedule and other banks are exhibited as Annexure to Schedule 5 and 6 instead of Schedule 7.
12. No provision for retirement benefits has been made in accounts in contravention of Accounting Standard 15 issued by ICAI.
13. According to para 9.3 of Significant Accounting Policies (Schedule 23), Government grants for meeting revenue expenditure (on accrual basis) are treated to the extent utilized as income of the year in which they are realized. Contrary to this, Institute while arriving at the surplus/deficit excluded revenue grants and revenue expenses from grants.

C. Grants-in-aid:

Out of total Grants-in-aid of Rs.74.50² crore received (including accrued grant of Rs.2.50 crore) during the year together with unutilized balance of Rs.2.87 crore pertaining to previous year and internal receipts/interest earned of Rs.3.69³ crore, totaling to Rs.81.06 crore, the Institute utilized a sum of Rs.69.50⁴ crore, leaving a balance of Rs.11.56 crore unutilized as on 31 March 2019.

D. Management Letter:

Deficiencies which have not been included in the Separate Audit Report have been brought to the notice of the Director, IIT, Tirupati through a management letter issued separately for remedial/corrective action.

²Non-recurring Rs.16,66,20,000 and Recurring Rs. 57,83,80,000

³Academic receipts Rs. 2,67,45,697, Income from investments Rs. 42,65,018 and Other income Rs. 59,37,355

⁴{Total Capital Expenditure Rs. 1,43,77,54,740 (-) HEFA Component 119,86,04,474 = 23,91,50,266.} + Revenue Expenditure Rs.45,58,58,471 = Rs.69,50,08,737

v. Subject to our observations in the preceding paragraphs, we report that the Balance Sheet, Income & Expenditure Account and Receipts & Payments Account dealt with by this Report are in agreement with the books of accounts.

vi. In our opinion and to the best of our information and according to the explanations given to us, the said financial statements read together with the Accounting Policies and Notes on Accounts and subject to the significant matters stated above and other matters mentioned in Annexure to this Audit Report, give a true and fair view in conformity with accounting principles generally accepted in India:

a. In so far as it relates to the Balance Sheet, of the state of affairs of Indian Institute of Technology, Tirupati, as at 31 March 2019; and

b. In so far as it relates to Income & Expenditure Account of the *deficit* for the year ended on that date.



Director General of Audit (Central)

ANNEXURE

1. Adequacy of Internal Audit System:

There is no Internal Audit Wing and internal audit for the year 2018-19 was not conducted. The Institute has adopted the Internal Audit Manual of their Mentor Institute ie., IIT, Chennai with the approval of Board of Governors.

2. Adequacy of Internal Control System:

Internal control system is inadequate due to the following :

- a) Schedule/Accounts as mentioned in SAR at B8 to 11 were not prepared as prescribed in MHRD approved format .
- b) Non-disclosure in the notes on accounts, non-maintenance of registers and journals etc.

3. System of Physical verification of fixed assets:

Annual Physical verification of furniture and fixtures has not been conducted for the year 2018-19.

4. System of Physical verification of inventory:

Annual Physical verification of inventory for 2018-19 was not conducted.

5. Regularity in payment of statutory dues:


Statutory dues were paid regularly.


Deputy Director/CEA

Annual Accounts
2018-19


14.10.2020.

भारतीय प्रौद्योगिकी संस्थान तिरुपति



TIRUPATI

INDIAN INSTITUTE OF TECHNOLOGY TIRUPATI
TIRUPATI-517506

SOURCES OF FUNDS	Schedule	2018-19	2017-18
Capital Fund	1	977,161,049	724,473,447
Corpus Fund	1A		
Designated/Endowment Funds/Project	2	1,194,272,063	
Current Liabilities & Provisions	3	48,784,541	21,167,709
Total		222,02,17,653	74,56,41,156


APPLICATION OF FUNDS	Schedule	2018-19	2017-18
FIXED ASSETS	4		
Tangible Assets		531,687,416	215,556,869
Intangible Assets		17,974,633	15,170,024
Capital Works-in-Progress		1,464,206,397	418,788,810
Investments from Earmarked/Endowment Funds	5	-	
Investments - Others	6	82,217,000	56,700,000
Current Assets	7	123,632,206	38,925,453
Loans, Advances & Deposits	8	500,000	500,000
Total		222,02,17,653	74,56,41,156

0

0

SIGNIFICANT ACCOUNTING POLICIES 23


CONTINGENT LIABILITIES AND NOTES TO ACCOUNTS 24



Project Advisor (F&A)



Registrar



Director

|| checked ||

X. Srinivas
SAO / CEA.

SCHEDULES FORMING PART OF BALANCE SHEET

SCHEDULE - 1 CORPUS / CAPITAL FUND

Particulars	Current Year 2018-19	Previous Year 2017-18
SCHEDULE 1 - Capital Fund (A):	72,44,73,447	38,45,94,403
Capital fund balance at the beginning of the year		
ADD: Government Of India fund	720000000	51,30,00,000
Add : Grant in Transit	25000000	
Normal Plan Funds utilised for Assets		
Add:Sponsor Project-Swayam Prabha - DTH		80,99,833
Total Capital fund	146,94,73,447	90,56,94,236
Less : Depreciation on Assets		0
Capital fund at the year end	146,94,73,447	90,56,94,236
I & E surplus/deficit at the beginning year		
I & E surplus/deficit for the current year	492312396.5	(181,220,790)
I & E surplus/deficit at the end of year		-
Capital fund at the year end - (A)	97,71,61,049	72,44,73,447

INDIAN INSTITUTE OF TECHNOLOGY TIRUPATI

SCHEDULE - 1A CORPUS / CAPITAL FUND

Particulars	Current Year 2018-19	Previous Year 2017-18
Corpus Fund		
Corpus Fund (Rupee A/c) SBI/UTI	-	-
a) Opening Balance	-	-
Cash/Bank/Deposits	-	-
Investments	-	-
Income from investments	-	-
Accrued interest on investments	-	-
Other Income/Transfers	-	-
Total (a+b)	0	0
c) Expenditure	-	-
Capital Expenditure	-	-
Revenue Expenditure	-	-
Transfer to Projects/End Users/Institute A/c as Loan		
Total (c)	0	0
Net balance at the year end (a+b-c)		
Corpus Fund Rupee A/c Balance		
Corpus Fund (FC A/c) SBI/UTI		
a) Opening Balance		
Cash/Bank/Deposits		
b) Additions to fund		
Donations/Grants		
Income from investments		
Total (a+b)	0	0
c) Expenditure	-	-
Capital Expenditure	-	-
Revenue Expenditure	-	-
Tr. To Rupee account	-	-
Total (c)		
Net balance at the year end (a+b-c)		
Total Corpus Fund at the year end (B)	0	0

INDIAN INSTITUTE OF TECHNOLOGY TIRUPATI

SCHEDULE - 2 - DESIGNATED/ EARMARKED / ENDOWMENT FUNDS

Particulars	Current Year 2018-19	Previous Year 2017-18
Project Accounts	0	
a) Opening Balance	47,96,443	
Cash/Bank/Deposits		
Investments		
b) Additions to fund		
Grants for projects		
Income from investments		
Total (a+b)	47,96,443	0
c) Expenditure		
Capital Expenditure		
Revenue Expenditure		
Total (c)		
Net balance at the year end (a+b-c)	47,96,443	0

Particulars	Current Year 2018-19	Previous Year 2017-18
HEFA accounts		
a) Opening Balance	0	
Cash/Bank/Deposits	0	
Investments		
b) Additions to fund		
Grants for projects	121,53,78,426	
Income from investments		
Total (a+b)	121,53,78,426	0
c) Expenditure		
Capital Expenditure	2,24,02,755	
Revenue Expenditure (Interest)	35,00,050	
Total (c)	2,59,02,805	
Net balance at the year end (a+b-c)	118,94,75,621	0

INDIAN INSTITUTE OF TECHNOLOGY TIRUPATI

SCHEDULE - 3 - CURRENT LIABILITIES & PROVISIONS

Particulars	Current Year 2018- 19	Previous Year 2017- 18
SCHEDULE 3 - Current Liabilities and Provisions		
1. Deposits from staff		
2. Deposits from students		0
3. Sundry Creditors	23,262,040.71	64,63,796
a) For Goods & Services		
b) Others		
4. Deposit-Others (including EMD, Security Deposit)		0
5. Statutory Liabilities (GPF, TDS, WC TAX, CPF, GIS, NPS):	187,781.00	8,48,245
a) Overdue		
b) Others		
6. Other Current Liabilities		26,87,044
a) Salaries	21,366,921.00	1,04,93,624
b) Rents(25th Century Boys Hostel)	1,379,096.00	6,75,000
c) Receipts against sponsored fellowships & scholarships		
d) Unutilised Grants		
e) Grants in advance		
f) Other funds		
g) Other liabilities	2588702	
Library/Caution Deposit:-		
a) Deposits for works/supplies		
Contractors/Contractors		
b) Miscellaneous		0
c) Estate deposits		0
Total (A)	4,87,84,541	2,11,67,709
B. PROVISIONS		
1. For Taxation		
2. Gratuity		

INDIAN INSTITUTE OF TECHNOLOGY TIRUPATI


Particulars	Current Year 2018-19	Previous Year 2017-18
3. Superannuation Pension		
4. Accumulated Leave Encashment		
5. Trade Warranties/Claims		
6. Others (Specify)		
Total (B)	0	0
Total of Schedule 3 (A+B)	4,87,84,541	2,11,67,709

INDIAN INSTITUTE OF TECHNOLOGY TIRUPATI

SCHEDULE - 3 (A) UNUTILISED GRANTS FROM UGC, GOVERNMENT OF INDIA AND STATE GOVERNMENTS

Particulars	Amount in Rupees	
	Current Year 2018-19	Previous Year 2017-18
Plan Funds (Ledger A/c)-OH-35/OH 31-MHRD GRANT		
a) Opening Balance		
Cash/Bank/Deposits		
b) Additions to fund		
Grant Received & In Transit		
Total (a+b)		
c) Expenditure		
Capital Expenditure		
Journals & Periodicals		
Utilised for Procuring computers etc under CPDA Grant		
Revenue Expenditure & Scholarships		
Amt. trd. To Projects Towards Eqpt. cost		
Total (c)		
Net balance at the year end (a+b-c)		
B. UGC Grants: Plan		
Balance B/F		
Receipts during the year		
Total (c)		
Less: Refunds		
Less: Utilized for Revenue expenditure		
Less: Utilized for Capital expenditure		
Total (d)		
Unutilized carried forward (c-d)		
C. UGC Grants Non Plan		
Balance B/F		
Receipts during the year		
Total (e)		
Less: Refunds		
Less: Utilized for Revenue expenditure		
Less: Utilized for Capital expenditure		
Total (f)		
Unutilized carried forward (e-f)		
D. Grants from State Govt.		
Balance B/F		
Add: Receipts during the year		
Total (g)		
Less: Utilized for Revenue expenditure		
Less: Utilized for Capital expenditure		
Total (h)		
Unutilized carried forward (g-h)		
Grand Total (A+B+C+D)		

NOT APPLICABLE AS IIT TIRUPATI
RECEIVES GRANT ONLY FROM MHRD


 Project Advisor (F&A)

INDIAN INSTITUTE OF TECHNOLOGY TIRUPATI

SCHEDULE - 4 - FIXED ASSETS										
A	Description	Dep. Rate	GROSS BLOCK			As at the YE 31.3.2019	Depreciation		NET BLOCK	
			As at Beginning 1.4.2018	Additions During the Yr. 18-19	As at the YE 31.3.2019		upto 31.3.2018 Ope. Dep	for 2018-19 Dep. for the yr	upto 31.3.2019 Total dep.	As at Beginning 1.4.2018
	FIXED ASSETS									
	Tangible Assets									
1	Land	0.0%	-	-	-	4,300,789	-	-	0	-
2	Site Development	0.0%	4,300,789	-	-	4,300,789	-	-	4300789	4,300,789
3	Buildings:	2.0%	31,674,917	55,881,293	87,556,210	87,556,210	909,679	1,751,124	30765238.32	84,895,407
4	Roads & Bridges	2.0%	-	-	-	-	-	-	0	-
5	Tube wells & Water Supply	2.0%	-	-	-	-	-	-	0	-
6	Sewerage & Drainage	2.0%	-	-	-	-	-	-	0	-
7	Electrical Installation and equipment	5.0%	16,240,847	22,725,868	38,966,715	38,966,715	2,141,477	1,948,336	14,099,370	34,876,902
8	Audio Visual Equipment:	7.5%	6,534,355	3,393,863	9,928,218	9,928,218	1,270,511	744,616	5263844.375	7,913,091
9	Renovation work	0.0%	498,809	2,062,284	2,561,093	2,561,093	-	-	498809	2,561,093
10	Scientific & Laboratory Equipment	8.0%	49,082,723	121,257,272	170,339,995	170,339,995	4,922,690	13,627,200	44160033.16	151,790,105
11	Sports Equipment	10.0%	473,190	473,190	473,190	473,190	47,319	47,319	425871	378,552
12	Furniture, Fixtures & Fittings	7.5%	51,004,030	38,928,434	89,932,464	89,932,464	6,835,932	6,744,935	44168097.75	76,351,597
13	Computers & Peripherals	20.0%	41,682,522	40,669,541	82,352,063	82,352,063	15,868,849	16,470,413	25813672.6	50,012,801
14	Office Equipment	7.5%	2,044,400	667,798	2,712,198	2,712,198	153,330	203,415	1891070	2,355,453
15	Plant & Machinery	5.0%	33,484,485	78,040,338	111,524,823	111,524,823	3,312,830	5,576,241	30171654.75	102,635,752
16	Lib. Books & Scientific Journals	10.0%	15,877,104	1,339,073	17,216,177	17,216,177	1,878,685	1,721,618	13998419.2	13,615,875
	TOTAL OF CURRENT YEAR		252,898,171	364,965,764	617,863,935	617,863,935	37,341,302	48,835,216	215,556,869	531,687,416
	Intangible Assets									
1	E Journals & E Data Base(Note)	40%	8,449,355	12,151,158	20,600,513	20,600,513	3,379,742	8,240,205	5069613	8,980,566
2	Computer Software	40%	25,596,205	15,220,231	40,816,436	40,816,436	15,495,794	16,326,574	10100411	8,994,068
			34,045,560	27,371,389	61,416,949	61,416,949	18,875,536	24,566,780	15170024	17,974,633
	C. CAPITAL WORK-IN-PROCESS									
1	Op. Balance as on 1.4.2018		-	-	-	-	-	-	0	-
2	Additions during 2018-19		418,788,810	1,045,417,587	1,464,206,397	1,464,206,397	-	-	418788810	1,464,206,397
3	Deposit works done (WIP)		-	-	-	-	-	-	0	-
4	Transfer to Fixed Assets		-	-	-	-	-	-	0	-
	Closing Balance		418,788,810	1,045,417,587	1,464,206,397	1,464,206,397	-	-	418788810	1,464,206,397
	Total		705,732,541	1,437,754,740	2,143,487,281	2,143,487,281	56,216,838	73,401,996	649,515,703	2,013,868,447

INDIAN INSTITUTE OF TECHNOLOGY TIRUPATI

SCHEDULE - 5&6 - INVESTMENT FROM EARMARKED/ENDOWMENT FUNDS - Summary of Cash, Bank, Investment Balances as on 31.03.2019

Bank	Account	Account No.	Cash	Bank	Investments	Total Bank Bal.
-	-	-	-	-	-	-
-	-	-	-	-	-	-
-	-	-	-	-	-	-
-	-	-	-	-	-	-
-	-	-	-	-	-	-
-	-	-	-	-	-	-
-	-	-	-	-	-	-
		Total	-	-	-	-

List of Mutual Fund Investment Details (Securitywise, Source of Fund wise & Batch wise details) on 31.03.2018

Sl.No.	Investment Company	Source of Funds	Invest.Date	FDR / Folio No.
1	SBI	Fixed Deposit	-	-
2	-	-	-	-
		Total		
			8,22,17,000	
				8,22,17,000



Project Advisor (F&A)

INDIAN INSTITUTE OF TECHNOLOGY TIRUPATI

SCHEDULE - 7 - CURRENT ASSETS

Particulars	Current Year 2018-19	Previous Year 2017-18
SCHEDULE - 7 Current Assets		
A.Current Assets:		
1. Inventories		0
a)Stamps on hand		
Total 1		-
2. Sundry Debtors		
a) Debts outstanding for a period exceeding six months		
b) Prepaid expenses		150,975
Total 2	-	150,975
3. Cash in hand (Including cheques/drafts and TA/imprest)		
Imprest		
Swimming Pool Imprest		
Temporary Advance	340,487	213,667
Total 3	340,487	213,667
4. Bank Balances		
a) With Scheduled Banks: On current/SB Account	93,495,277	35,031,150
b) With Scheduled Banks: On current/SB Account-Project	4,796,442	3,529,661
c) With non-Scheduled Banks		
d)Grant In transit	25,000,000	
Total 4	123,291,719	38,560,811
Total	123,632,206	38,925,453

INDIAN INSTITUTE OF TECHNOLOGY TIRUPATI


Particulars	Current Year 2018-19	Previous Year 2017-18
B. Loans, Advances and Other Assets:		
1. Loans:		
a) Staff		-
Festival Advance		-
Conveyance Advance/PC Advance		-
House Building Advance		-
DDF(Medical Advance)		
Miscellaneous Advance	200,000	200,000
Deposit with APSPDCL	300,000	300,000
Security Deposit with (Inter IIT Sports Meet)		
Telephone Deposit		-
Amt. due to be collected towards Service Tax		-
Total 1	500,000	500,000
2. Adv/other amts. Recov.in cash/ kind/ for value to be recd.		
a) On capital account		-
b) Prepayments-Project Accounts(contra)		-
c)Prepaid Subscription to Journals& E journals/Data Base		-
d)Prepaid Amount -Inst. A/c Non Plan		-
f)Prepaid Staff Med. Insurance premium-Corpus A/c		-
h)Advance Payments to suppliers		-
Total 2		-
3. Income accrued:		
Licence fee, electricity, interest income, etc.		-
a.On investments from Earmarked/Endowment funds:		-
Total 3		-
Claims receivable:Due from Endowment A/c		-
Excess paid salary Recoverable from Faculty		-
Due from Staff members towards GTIS Scheme		-
Total 4		-
Other- Current assets receivable from UGC/sponsored projects		
a) Debit balances in Sponsored Projects		-
b) Debit balances in Sponsored Fellowships & Scholarships		-
c) Grants Receivable		-
d) Other receivables from UGC		-
Total 5		-
Total B	500,000	500,000

INDIAN INSTITUTE OF TECHNOLOGY TIRUPATI
INCOME AND EXPENDITURE AS ON 31/03/2019

Particulars	Sch No	2018-19	2017-18
Income			
Academic Receipts	9	26,745,697	27,106,598
Grants / Subsidies	10	-	
Income from Investments	11	4,265,018	3,802,466
Interest earned / Accrued	12	-	
Other Income	13	5,937,355	5,609,151
Prior Period Income	14		
Total (A)		36,948,070	36,518,215
Expenditure			
Staff Payments & Benefits (Establishment Expenses)	15	175,707,862	104,594,442
Academic Expenses	16	34,338,010	12,280,802
Administrative and General Expenses	17	222,113,780	51,547,521
Transportation Expenses	18	18,735,730	10,384,364
Repairs & Maintenance	19	4,963,089	3,827,027
Finance Costs	20	-	-
Depreciation	4	73,401,996	35,104,849
Other Expenses	21	-	-
Prior Period Expenses	22	-	-
Total (B)		529,260,467	217,739,005
Surplus / Deficit (A-B)		(492,312,397)	(181,220,790)
Ctrl		-	

SIGNIFICANT ACCOUNTING POLICIES 23
CONTINGENT LIABILITIES AND NOTES TO ACCOUNTS 24


Project Advisor (F&A)


Registrar


Director

// checked //
K. Srinivas
SAD/CEA.

INDIAN INSTITUTE OF TECHNOLOGY TIRUPATI


SCHEDULE - 9 ACADEMIC RECEIPTS

Particulars	Current Year 2018-19	Previous Year 2017-18
FEES FROM STUDENTS		
Academic		
1. Tuition fees	26,745,697.00	2,44,60,368
2. Admission fees/Enrolment/Registration fees		1,67,150
3. Laboratory fees/Modernization fees		
Total (a)	2,67,45,697	2,46,27,518
Examinations		
1. Examination fees		2,51,950
2. Mark Sheet, certificate fees		
3. Entrance examination fees		
Total (b)	0	2,51,950
Other fees		
1. Identity card fees		0
2. Miscellaneous fees (Insurance /Misc)		9,90,430
3. Medical fees		3,68,000
Total (c)	0	13,58,430
Sale of Publications		
1. Sale of Admission forms		
2. Sale of Institute Publications		
3. Sale of Prospectus including admission forms		
Total (d)		0
Other Academic Receipts		
1. Gymkhana fees	0.00	6,99,000
2. Student Wellness fee	0.00	1,69,700
3. Migration certificate		
4. Certificate Verification		
Total (e)	0	8,68,700
Grand Total (A+B+C+D+E)	2,67,45,697	2,71,06,598

INDIAN INSTITUTE OF TECHNOLOGY TIRUPATI


SCHEDULE - 10 - GRANTS/SUBSIDIES (IRREVOCABLE GRANTS RECEIVED)

Particulars	Plan			NON-Plan MHRD Grant	
	Govt of India (MHRD)	Plan	Specific Schemes	Current Year 2018-19	Previous Year 2017-18
Balance B/F	-	-	-	-	-
Add: Receipts during the year	0	-	-	-	-
Total	-	-	-	-	-
Less: Refund to MHRD	-	-	-	-	-
Balance	-	-	-	-	-
Less: Utilised for Capital expenditure (A)	-	-	-	-	-
Balance	-	-	-	-	-
Less: Utilised for Revenue expenditure (B)	-	-	-	-	-
Balance C/F (C)	-	-	-	-	-
Less:- Amount adjusted against income Generated by Institute				0	0
Net Overall Deficit/surplus after adjusting Income				0	0


Project Advisor (F&A)

Workings for Non-Plan Grant Balance:-

Particulars	Salary	Pension Head	Non-Salary-		Total
			Non-Salary-	Non-Pension	
Opening Balance as on 1.4.2018	-	-	-	-	-
Grant received in 2018-19	-	-	-	-	-
Total Available	-	-	-	-	-
Expenditure during the year 2018-19	-	-	-	-	-
Balance	-	-	-	-	-
Income Generated	-	-	-	-	-
Deficit / Surplus	-	-	-	-	-


Project Advisor (F&A)

INDIAN INSTITUTE OF TECHNOLOGY TIRUPATI

SCHEDULE - 11 - INCOME FROM INVESTMENTS

Particulars	Earmarked/Endowment funds		Other Investments	
	Current Year 2018-19	Previous Year 2017-18	Current Year 2018-19	Previous Year 2017-18
1. Interest				
a. On Government Securities		-		-
b. Other Bonds/Debentures		-		-
2. Interest on Term Deposits/SB Account			4,265,018	3,802,466
3. Income accrued but not due on Term Deposits/Interest bearing advances to employees				
4. Others (Specify)				
Total		-	4,265,018	3,802,466
Trd. To respective Earmarked/Endowment funds		-	-	-
Balance	0	-	-	-

INDIAN INSTITUTE OF TECHNOLOGY TIRUPATI

SCHEDULE - 12 - INTEREST EARNED

Particulars	Current Year 2018-19	Pervious Year 2017-18
1. On Savings Accounts with Scheduled banks	-	-
2. On Loans	-	-
a. Employees/Staff	-	-
b. Others	-	-
3. On Debtors and other receivables	-	-
Total	-	-

Note:

INDIAN INSTITUTE OF TECHNOLOGY TIRUPATI

SCHEDULE - 13 - OTHER INCOME

Particulars	Current Year 2018-19	Previous Year 2017-18
<u>A. INCOME FROM LAND & BUILDINGS</u>		
1. Hostel Seat Rent/Maintenance of fans,electricity,water,etc.,	72,620	3,970,910
2. License fees	29,190	-
3. Electricity charges recovered	-	-
4. Water charges recovered	-	-
5. Service Charges	-	-
6. Furniture rent	-	-
7. Guest House Lodging charges	-	286,156
Total	101,810	4,257,066
<u>B. SALE OF INSTITUTE'S PUBLICATIONS</u>		
	-	-
<u>C. INCOME FROM HOLDING EVENTS</u>		
	5,176,500	-
<u>D. OTHERS</u>		
1. Income from consultancy**	-	-
2. RTI fees	-	-
3. Income from Royalty	-	-
4. Sale of application form (recruitment)	-	-
5. Misc. receipts	659,045	1,352,085
6. Sale of Scrap/Obsolete equipments	-	-
7. Sale of Tender documents	-	-
8. Unclaimed Deposits/amounts credited	-	-
9. Vehicle Hire charges	-	-
10. Placement office receipts	-	-
11. PA System Charges	-	-
12. Library receipts	-	-
13. Staff Medical facility	-	-
14. Transcript charges	-	-
15. Leave salary & Pension contribution	-	-
16. Penalty recovered from contractor	-	-
Total	659,045	1,352,085
Grand Total (A+B+C+D)	5,937,355	5,609,151

INDIAN INSTITUTE OF TECHNOLOGY TIRUPATI

SCHEDULE 14- PRIOR PERIOD INCOME

Particulars	Current Year 2018-19	Previous Year 2017-18
1. Academic Receipts	-	-
2. Income from Investments	-	-
3. Interest earned	-	-
4. Other Income	-	-
NPS/GPF/GSLIS	-	-
Total	-	-

INDIAN INSTITUTE OF TECHNOLOGY TIRUPATI

SCHEDULE - 15 - STAFF PAYMENTS & BENEFITS (ESTABLISHMENT EXPENSES)						
Particulars	Current Year 2018-19		Total	Previous Year 2017-18		Total
	Plan	Non Plan		Plan	Non Plan	
a. Salaries and wages	173,247,033		173,247,033	98,093,614		98,093,614
b. Allowances and bonus (included above)			-			-
c. Outsourcing Staff expenses towards salary			-			-
d. Part Time Medical officers			-			-
e. Contribution to Provident Fund (incl. under f below)			-			-
f. Contribution to other fund (specify)			-			-
g. Staff welfare expenses			-			-
h. Retirement and terminal benefits (as per Sch. 15 A)			-			-
i. Prior Period Expenses (Pension Liability)			-			-
i. LTC facility - Payment of fare + EL Encashment			-			-
j. Medical facility			-			-
k. Children Education Allowance			-			-
l. Honorarium	1,336,348		1,336,348	4,828,435		4,828,435
m. Others:						
Remuneration to Examiners						
Ta On Transfer	1,124,481		1,124,481	1,672,393		1,672,393
Total	175,707,862		175,707,862	104,594,442	-	104,594,442

INDIAN INSTITUTE OF TECHNOLOGY TIRUPATI

SCHEDULE 15A - EMPLOYEES RETIREMENT AND TERMINAL BENEFITS

	Pension	Gratuity	Leave Encashment	Total
Opening Balance as on 1.4.2018	-	-	-	-
Add: Capitalized value of contributions	-	-	-	-
Recd. From other organisations	-	-	-	-
Total (a)	-	-	-	-
Less: Actual Payment during the year (b)	-	-	-	-
Balance available(c) = a-b	-	-	-	-
Provision reqd. as on 31.3.2019 as per	-	-	-	-
actuarial valuation certificate	-	-	-	-
attached in page 46(a)	-	-	-	-
A. Provision to be made for Current Year	-	-	-	-
B. Contribution to New Pension Scheme	-	-	-	-
C. Medical Reimbursement to retired Employee	-	-	-	-
D. Travel to Home town on Retirement	-	-	-	-
E. Deposit Linked Insurance Payment	-	-	-	-
F. Contribution in r/o CPF members	-	-	-	-
G. Contn. Paid in r/o Staff on deputation	-	-	-	-
Total (A+B+C+D+E+F+G)	-	-	-	-

INDIAN INSTITUTE OF TECHNOLOGY TIRUPATI

SCHEDULE 16 - ACADEMIC EXPENSES

Particulars	Current Year 2018-19		Total	Previous Year 2017-18		Total
	Plan	Non Plan		Plan	Non Plan	
a. Laboratory expenses/Department expenses	3,911,952	-	3,911,952	1,262,096	-	1,262,096
b. Field work/participation in conferences	386,000	-	386,000	-	-	-
c. Expenses on seminars/workshops	-	-	-	-	-	-
d. Payment to Part Time Lecturers	1,614,000	-	1,614,000	-	-	-
e. Entrance Examination Expenses(JEE/GATE etc)	-	-	-	-	-	-
f. Student Welfare expenses:						
Grand to R&D Projects and Other Scientific Activities	78,298	-	78,298	138,287	-	138,287
NCC	-	-	-	-	-	-
NSC	18,625	-	18,625	-	-	-
Gymkhana	2,094,336	-	2,094,336	76,000	-	76,000
Medical Expenses	237,693	-	237,693	84,160	-	84,160
g. Admission Expenses	-	-	-	-	-	-
h. seminars/Workshops	-	-	-	468,763	-	468,763
i. Publications	-	-	-	1,200	-	1,200
j. Stipend/Means-cum-Merit/SC/ST Scholarship	20,750,150	-	20,750,150	6,381,252	-	6,381,252
k. Subscription expenses	-	-	-	-	-	-
l. Library expenses	-	-	-	-	-	-
m. Other Admin expenses	5,246,956	-	5,246,956	3,869,043	-	3,869,043
n. Others-Networking/Computer Centre expenses	-	-	-	-	-	-
Total	34,338,010	-	34,338,010	12,280,802	-	12,280,802

INDIAN INSTITUTE OF TECHNOLOGY TIRUPATI

SCHEDULE - 17 - ADMINISTRATIVE AND GENERAL EXPENSES

Particulars	Current Year 2018-19			Previous Year 2017-18		
	Plan	Non Plan	Total	Plan	Non Plan	Total
A INFRASTRUCTURE						
a. Electricity and power	7,977,127	-	7,977,127	4,601,402	-	4,601,402
b. Water charges		-	-	-	-	-
c. Insurance		-	-	-	-	-
d. Rent, Rates and Taxes (including property tax)	20,185,334	-	20,185,334	26,198,042	-	26,198,042
B COMMUNICATION						
e. Postage	92,360	-	92,360	63,339	-	63,339
f. Telephone, Fax and Internet charges	364,332	-	364,332	1,063,150	-	1,063,150
C OTHERS						
g. Printing and Stationery (consumption)	1,455,982	-	1,455,982	1,139,989	-	1,139,989
h. Travelling and Conveyance expenses(inclg. CPDA)	4,560,691	-	4,560,691	3,438,585	-	3,438,585
i. Hospitality	238,226	-	238,226	1,226,945	-	1,226,945
j. Auditors Remuneration		-	-	-	-	-
k. Professional charges (Legal expenses)	24,050	-	24,050	-	-	-
l. Advertisement and Publicity	2,955,275	-	2,955,275	3,903,627	-	3,903,627
m. Magazines & Journals	1,200	-	1,200	118,465	-	118,465
n. Others CPDA	904,047	-	904,047	188,603	-	188,603
O. Others:						
Membership fees	227,319	-	227,319	159,667	-	159,667
Entertainment Expenses	308,770	-	308,770	393,233	-	393,233
Office Expenses	2,583,815	-	2,583,815	1,395,300	-	1,395,300
Stores & Consumables & Others	1,133,079	-	1,133,079	119,353	-	119,353
Staff Development & Training		-	-	-	-	-
Guest House Running Expenses	4,262,486	-	4,262,486	651,050	-	651,050
Prizes/Awards		-	-	13,105	-	13,105
IITT Outreach Programme		-	-	160,565	-	160,565
Bank Charges	640,032.40	-	640,032	494,398	-	494,398
T A to Candidates	962,726	-	962,726	1,976,209	-	1,976,209
Placement office expenses		-	-	-	-	-
Miscellaneous expenses	162,357,866	-	162,357,866	3,239,157	-	3,239,157
Others (Customs duty and Commission)	10,879,064	-	10,879,064	1,003,337	-	1,003,337
Total	222,113,780	-	222,113,780	51,547,521	-	51,547,521

INDIAN INSTITUTE OF TECHNOLOGY TIRUPATI

SCHEDULE - 18 - TRANSPORTATION EXPENSES

Particulars	Current Year 2018-19			Previous Year 2017-18		
	Plan	Non Plan	Total	Plan	Non Plan	Total
1. Vehicles (owned by Institution)	-	-	-	-	-	-
a. Running expenses (Petrol, Diesel, Oil)	-	-	-	-	-	-
b. Repairs & maintenance	-	-	-	-	-	-
c. Insurance expenses	-	-	-	-	-	-
2. Vehicles taken on rent/lease	-	-	-	-	-	-
a. Rent/lease expenses	-	-	-	-	-	-
3. Vehicle (Taxi) hiring expenses	18,735,730	-	18,735,730	10,384,364	-	10,384,364
Total	18,735,730	-	18,735,730	10,384,364	-	10,384,364

INDIAN INSTITUTE OF TECHNOLOGY TIRUPATI

SCHEDULE - 19 - REPAIRS & MAINTENANCE

Amount in Rupees

Particulars	Current Year 2018-19			Previous Year 2017-18		
	Plan	Non Plan	Total	Plan	Non Plan	Total
	a. Buildings & Estate Maintenance	1,548,654	-	1,548,654	2,285,126	-
b. Furniture & Fixtures	-	-	-	-	-	-
c. Plant & Machinery	-	-	-	283,418	-	283,418
d. Office equipment	890,481	-	890,481	854,888	-	854,888
e. Computers	1,788,107	-	1,788,107	103,209	-	103,209
f. Laboratory & Scientific equipment	-	-	-	-	-	-
g. Audio Visual equipment	-	-	-	-	-	-
h. Cleaning material & services	-	-	-	-	-	-
i. Maintenance works Electrical	694,737	-	694,737	300,386	-	300,386
j. Lawns & Gardening	41,110	-	41,110	-	-	-
k. Sports Equipment	-	-	-	-	-	-
l. Others (specify)	-	-	-	-	-	-
Total	4,963,089	-	4,963,089	3,827,027	-	3,827,027

INDIAN INSTITUTE OF TECHNOLOGY TIRUPATI

SCHEDULE 20- FINANCE COSTS

Particulars	Current Year 2018-19			Previous Year 2017-18		
	Plan	Non Plan	Total	Plan	Non Plan	Total
	a. Bank charges	-	-	-	-	-
b. Others (specify)	-	-	-	-	-	-
	-	-	-	-	-	-
Total	-	-	-	-	-	-

SCHEDULE 21- OTHER EXPENSES

Particulars	Current Year 2018-19			Previous Year 2017-18		
	Plan	Non-Plan	Total	Plan	Non-Plan	Total
	a) Provision for Bad and Doubtful Debts/Advances	-	-	-	-	-
b) Irrecoverable Balances Written- off	-	-	-	-	-	-
c) Grants/Subsidies to other institutions/organizations	-	-	-	-	-	-
d) Others (specify)	-	-	-	-	-	-
Total	-	-	-	-	-	-

INDIAN INSTITUTE OF TECHNOLOGY TIRUPATI

Schedule -22 Prior Period Expenses

Particulars	Current Year 2018-19			Previous Year 2017-18		
	Plan	Non-Plan	Total	Plan	Non-Plan	Total
	1.Establishment expenses	-	-	-	-	-
2.Academic Expenses	-	-	-	-	-	-
3.Administrative Expenses	-	-	-	-	-	-
4.Transportation Expenses	-	-	-	-	-	-
5.Repairs & Maintenance	-	-	-	-	-	-
6.Other Expenses	-	-	-	-	-	-
Total	-	-	-	-	-	-

INDIAN INSTITUTE OF TECHNOLOGY TIRUPATI
RECEIPTS AND PAYMENTS AS ON 31/03/2019

Particulars	2018-19	2017-18
Opening Balance		
Bank Balance	35,031,150	133,281,808
Cash Balance	213,667	
Sponsored Balance	8,326,103	
Total	43,570,920	133,281,808
Receipts		
Grant Received from MHRD	720,000,000	513,000,000
HEFA	1,215,378,426	-
Tuition Fee Receipt	26,745,697	27,106,598
Other Income	10,202,388	9,411,617
Receipts against Sponsored	-	8,099,833
Net Current Assets	2,282,112	
Receipts Total	1,974,608,623	557,618,048
Grand Total	2,018,179,543	690,899,856
Total (A)		
Payments		
Establishment Expenses	154,340,941	94,100,818
Academic Expenses	34,338,010	12,280,802
Administrative Expenses	218,145,982	40,974,319
Transportation Expenses	18,735,730	10,384,364
Repairs & Maintenance	4,963,089	3,827,027
HEFA Expenditure	25,902,805	
Payments Provision /against Sponsored Projects/Schemes	-	9,020,109
Fixed Assets	392,337,153	148,235,139
Capital Works- in- Progress	1,045,417,587	276,602,799
Investments	25,517,000	56,700,000
Total (A)	1,919,698,297	652,125,377
Closing Balance		
Cash Balance	340,487	213,667
Bank Balance	93,344,317	35,031,150
Sponsored Balance	4,796,442	3,529,661
Total (B)	98,481,246	38,774,478
Grand Total	2,018,179,543	690,899,855


Project Advisor (F&A)


Registrar


Director

I checked //
K. Srinivas
SAO/CEA.